


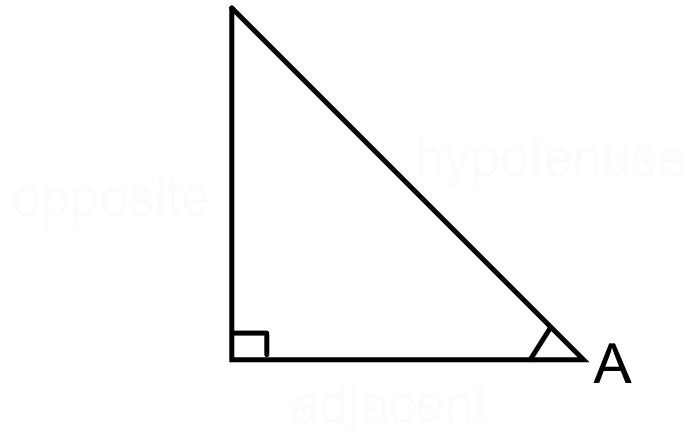

SOH



CAH



TOA



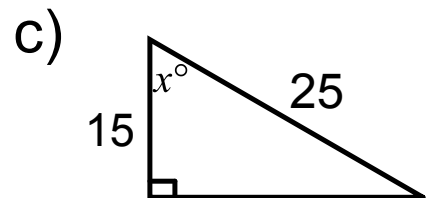
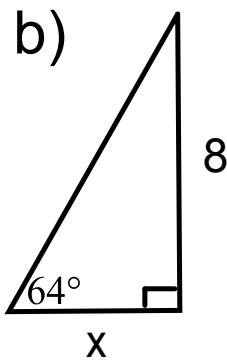
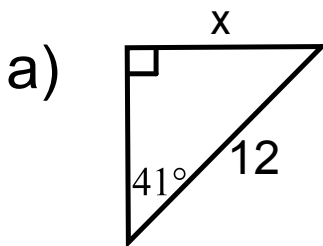
★ Remember to have your calculator in degree mode!!!

Ex. 1 Solve for x to one decimal place.

a) $\cos 35^\circ = \frac{x}{14}$

b) $\tan x^\circ = \frac{11}{3}$

Ex. 2 Find x.



Ex. 3 How high up the side of a house does a 6 foot ladder go when the base of the ladder has an angle of elevation of 35° ?

Ex. 4 You are standing 15 m from the base of Castle Kilbride. The angle of elevation to the top of the castle is 32° . How tall is Castle Kilbride to the nearest metre?